



**BULLWORTHY**

THE GARAGE EQUIPMENT SPECIALISTS

# SCISSOR LIFTS

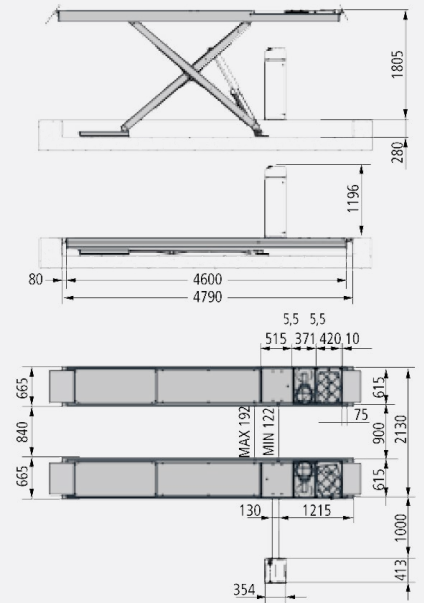
635, 640, 650, 660



**TECHNIQUE**

## 635.IMOT4

3.5 tonne scissor lift, class 7 ATL/OPTL.



RAV 635IMOT4

**CLASS 4**

## 635.2IMOT4

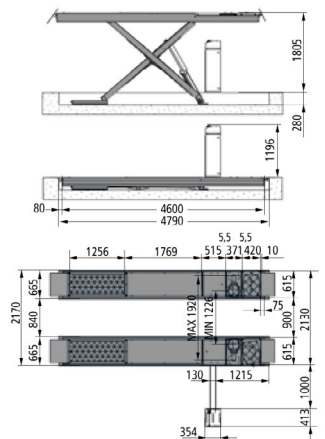
MOT ALIGNMENT WITH BUILT-IN REAR SLIP PLATES

3.5 tonne scissor lift, class 7 ATL/OPTL.

## 635.2IMOT4 - VS1220

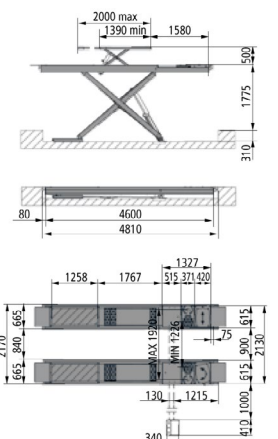
MOT ALIGNMENT WITH BUILT-IN REAR SLIP PLATES AND INTEGRATED WHEEL FREE SCISSOR

3.5 tonne scissor lift, class 7 ATL/OPTL.



WA

RAV 635.2IMOT4



WA

RAV 635.2IMOT4 + VS1220

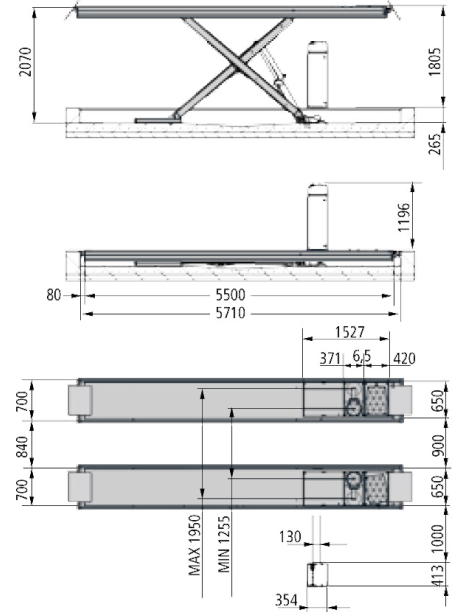
**CLASS 4**





# 650.55IMOT7

5 tonne scissor lif, class 7 ATL/OPTL.



RAV 650.55IMOT7

## CLASS 7

# 650.5.55IMOT7

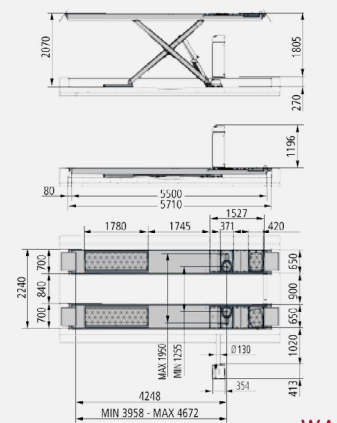
MOT ALIGNMENT WITH BUILT-IN REAR SLIP PLATES

5 tonne four post lift electro-hydraulic lift, class 7 ATL/OPTL.

# 650.5.55ISIMOT7

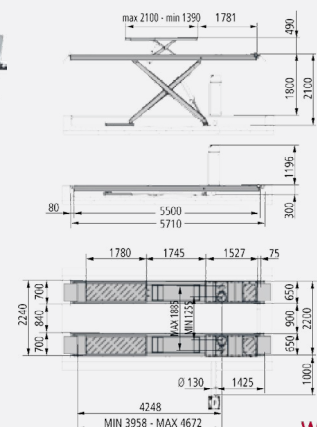
MOT ALIGNMENT WITH BUILT-IN REAR SLIP PLATES

5 tonne four post lift electro-hydraulic lift, class 7 ATL/OPTL.



WA

RAV 650.5.55IMOT7



WA

RAV 650.5.55ISIMOT7

## CLASS 7


# MOT SCISSOR LIFTS (OPTL/ATL)

Standard models are flush mounted.

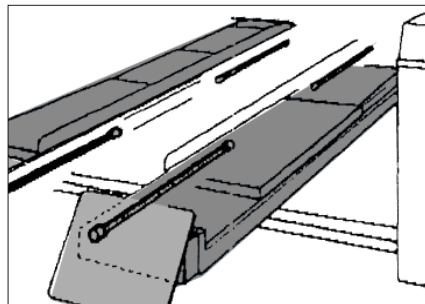
	635IMOT4	635.2IMOT4	635.2IMOT4 VS1220	650.55IMOT7	650.5.55IMOT7	650.5.55ISMOT7
Class	4	4	4	7	7	7
Lift capacity	3500kg	3500kg	3500kg	5000kg	5000kg	5000kg
Height lowered (mm)	280	280	310	265	265	295
Platform width	615	615	615	650	650	650
Platform length	4600	4600	4600	5500	5500	5500
Power supply*	3pH	3pH	3pH	3pH	3pH	3pH
Hydraulic shaker plates	Included	Included	Included	Included	Included	Included
Radius plates	Included	Included	Included	Included	Included	Included
Built in rear slip plates (WA)	No	Yes	Yes	No	Yes	Yes
Integrated scissor lift	No	No	Yes	No	No	Yes
Surface installation	Available	Available	Available	Available	Available	Available

\*1pH power supply on request.

## OPTIONAL ACCESSORIES



**VAR4400A10**  
Lighting Kit



**VARS650A7**  
Lighting Kit



**S611A4**  
Power Unit Cover